



Три стратегии за агресивна форекс търговия чрез вълните на Елиът



23 5 12 2

Димо Димов

Ръководител на отдел „Международни пазари“ в Карол



1. Какво е нужно за да си успешен трейдър ?

1. ЖЕЛЯЗНА ДИСЦИПЛИНА

2. МЪНИ МЕНИДЖМЪНТ

3. МЕТОД НА АНАЛИЗ

1. Какво е нужно за да си успешен трейдър ?

1. ЖЕЛЯЗНА ДИСЦИПЛИНА

2. МЪНИ МЕНИДЖМЪНТ

3. МЕТОД НА АНАЛИЗ

2. Стиллове на търговия

Консервативен

Агресивен



3. Агресивна търговия

Какво е необходимо за агресивната търговия ?

- ✓ **Натрупан опит**
- ✓ **Подходящ метод за анализ**
- ✓ **Система за управление на сметката**
- ✓ **Качества на трейдъра**
- ✓ **Достатъчно капитал**



Начална сума – 17 500 \$

Cash Trade Payment: Cash Transfer	17-May-2011	17,500.00 CR		17,083.08 CR
MarkToMarket for +AUD USD valued 20/05/11	18-May-2011	108.00 CR		17,191.08 CR
MarkToMarket for EUR +AUD valued 20/05/11	18-May-2011	849.44 CR		18,040.52 CR
MarkToMarket for EUR USD valued 20/05/11	18-May-2011		400.00 DR	17,640.52 CR
MarkToMarket for +AUD USD valued 23/05/11	19-May-2011		3,395.30 DR	14,245.22 CR
MarkToMarket for EUR AUD valued 23/05/11	19-May-2011	414.69 CR		14,659.91 CR
MarkToMarket for EUR USD valued 23/05/11	19-May-2011		2,340.00 DR	12,319.91 CR
MarkToMarket for +AUD USD valued 24/05/11	20-May-2011	1,804.00 CR		14,123.91 CR
MarkToMarket for +SPX500	20-May-2011		562.00 DR	13,561.91 CR
MarkToMarket for EUR +USD valued 24/05/11	20-May-2011	13,536.40 CR		27,098.31 CR
MarkToMarket for USD JPY valued 24/05/11	20-May-2011		1,440.65 DR	25,657.66 CR
MarkToMarket for XAU USD valued 24/05/11	20-May-2011	1,218.25 CR		26,875.91 CR
Financing Client Deducted on (199,990.50) USD 23/05/11 00:00	23-May-2011		51.50 DR	26,824.41 CR
MarkToMarket for +AUD USD valued 25/05/11	23-May-2011		5,252.50 DR	21,571.91 CR
MarkToMarket for EUR +USD valued 25/05/11	23-May-2011	22,510.00 CR		44,081.91 CR
MarkToMarket for SPX500	23-May-2011		832.50 DR	43,249.41 CR
Cash Trade Corp Action: Cash Disp SPX500	23-May-2011	2.87 CR		43,252.28 CR
MarkToMarket for AUD USD valued 26/05/11	24-May-2011	8,886.00 CR		52,138.28 CR
MarkToMarket for EUR +USD valued 26/05/11	24-May-2011		14,920.50 DR	37,217.78 CR
MarkToMarket for +AUD USD valued 27/05/11	25-May-2011	34,289.00 CR		71,506.78 CR
MarkToMarket for EUR USD valued 27/05/11	25-May-2011	16,197.50 CR		87,704.28 CR
MarkToMarket for AUD USD valued 31/05/11	26-May-2011	58,608.00 CR		146,312.28 CR
MarkToMarket for EUR +USD valued 31/05/11	26-May-2011	10,800.00 CR		157,112.28 CR
Cash Trade Payment: Cash Transfer	26-May-2011		80,000.00 DR	77,112.28 CR

След 9 дни = 157 112 \$

(Печалба 798 %)

Начална сума – 13 058 \$

Forex Position Summary - close of business 25-Jun-2012

AUDJPY 27-Jun-2012	AUD	Price	JPY
Rollover Open 316369301	(1,500,000.00)	80.95835000	121,437,525
FX Trade 316330903	(1,500,000.00)	80.59300000	120,889,500
FX Trade 316354573	(2,000,000.00)	80.30000000	160,600,000
FX Trade 316417597	(2,000,000.00)	79.95400000	159,908,000
FX Trade 316417611	(2,000,000.00)	79.95200000	159,904,000
FX Trade 316417622	(1,000,000.00)	79.94700000	79,947,000
FX Trade 316442763	2,000,000.00	79.57800000	(159,156,000)
FX Trade 316442782	2,000,000.00	79.57500000	(159,150,000)
FX Trade 316442806	2,000,000.00	79.58000000	(159,160,000)
FX Trade 316442837	2,000,000.00	79.57100000	(159,142,000)
FX Trade 316442862	2,000,000.00	79.57700000	(159,154,000)

After Trading 0.00 N/A 6,924,025

Mark To Market 0.00 N/A

Rollover Profit (Loss) USD Equiv

Trading Profit (Loss) USD Equiv

AUD/JPY + 87 174 \$
(254.60) USD
87,174.32 USD

NZDUSD 27-Jun-2012	NZD	Price	USD
FX Trade 316432208	(2,500,000.00)	0.78600000	1,965,000.00
FX Trade 316432233	(2,500,000.00)	0.78601000	1,965,025.00
FX Trade 316433643	(2,500,000.00)	0.78552000	1,963,800.00
FX Trade 316450552	(2,500,000.00)	0.78437000	1,960,925.00
FX Trade 316464580	(250,000.00)	0.78523000	196,307.50

After Trading (10,250,000.00) 0.78546902 8,051,057.50

Mark To Market (10,250,000.00) 0.78725000

Trading Profit (Loss) USD Equiv

Margin 0.50%

Margin 0.50%

NZD/USD - 18 255 \$
(18,255.00) USD
40,346.56 USD

EURAUD 27-Jun-2012	EUR	Price	AUD
Rollover Open 316369305	(2,000,000.00)	1.24767000	2,495,340.00
FX Trade 316421705	(8,000,000.00)	1.24900000	9,992,000.00
FX Trade 316438631	(2,000,000.00)	1.24958000	2,499,160.00
FX Trade 316438656	(2,000,000.00)	1.24953000	2,499,060.00
FX Trade 316438694	(1,000,000.00)	1.24960000	1,249,600.00
FX Trade 316421674	8,000,000.00	1.25125000	(10,010,000.00)
FX Trade 316438591	5,000,000.00	1.25126000	(6,256,300.00)
FX Trade 316450778	(1,500,000.00)	1.25078000	1,876,170.00
FX Trade 316450788	(1,500,000.00)	1.25082000	1,876,230.00

After Trading (5,000,000.00) 1.24425200 6,221,260.00

Mark To Market (5,000,000.00) 1.24909000

Rollover Profit (Loss) USD Equiv

Trading Profit (Loss) USD Equiv

Margin 0.12%

Margin 0.12%

EUR/AUD - 24 346 \$
(24,346.77) USD
130.89 USD
7,815.31 USD

130.89 USD
(24,346.77) USD
7,815.17 USD

	EUR	Price	JPY
EURJPY 27-Jun-2012			
Rollover Open 316369299	(500,000.00)	101.02215000	50,511,075
FX Trade 316384821	(500,000.00)	100.61700000	50,308,500
FX Trade 316442643	1,000,000.00	99.46900000	(99,469,000)

After Trading 0.00 N/A 1,350,575

Mark To Market 0.00 N/A

EUR/JPY + 16 959 \$

Rollover Profit (Loss) USD Equiv

Trading Profit (Loss) USD Equiv

(5.28) USD
16,959.52 USD

	USD	Price	JPY
USDJPY 27-Jun-2012			
FX Trade 316396102	(1,000,000.00)	80.11000000	80,110,000
FX Trade 316396125	(1,000,000.00)	80.11100000	80,111,000
FX Trade 316419588	(2,000,000.00)	79.76000000	159,520,000
FX Trade 316442715	2,000,000.00	79.65700000	(159,314,000)
FX Trade 316442723	2,000,000.00	79.64500000	(159,290,000)

After Trading 0.00 N/A 1,137,000

Mark To Market 0.00 N/A

USD/JPY + 14 273 \$

Trading Profit (Loss) USD Equiv

14,273.16 USD

Ledger Activity

European Euro			
B/Fwd	7,384.00 CR		
		Reval Rate	USD Equiv
CFwd	7,384.00 CR	1.25045000	9,233.32 CR

US Dollar			
B/Fwd	3,825.90 CR		
Total Mark To Market	75,676.24 CR		
		Reval Rate	USD Equiv
CFwd	79,502.14 CR	1.00000000	79,502.14 CR

Forex Margin Requirements

Please note that all margin requirements are displayed in USD

Description	AUD	NZD	EUR	USD
-------------	-----	-----	-----	-----

Ledger Activity

European Euro

B/Fwd	7,384.00 CR		
		Reval Rate	
CFwd	7,384.00 CR	1.25045000	

US Dollar

B/Fwd	3,825.90 CR		
Total Mark To Market	75,676.24 CR		

В края на деня = 88 735 \$

(Печалба 580 %)

Начална сума – 290 \$

<i>MarkToMarket for USD CAD valued 04/09/09</i>	<i>02-Sep-2009</i>		267.55 DR	290.34 CR
<i>MarkToMarket for +GBP USD valued 08/09/09</i>	<i>03-Sep-2009</i>	65.39 CR		355.73 CR
<i>MarkToMarket for +EUR GBP valued 08/09/09</i>	<i>04-Sep-2009</i>	16.39 CR		372.12 CR
<i>MarkToMarket for GBP USD valued 08/09/09</i>	<i>04-Sep-2009</i>		23.63 DR	348.49 CR
<i>MarkToMarket for +EUR GBP valued 09/09/09</i>	<i>07-Sep-2009</i>	156.50 CR		504.99 CR
<i>MarkToMarket for +EUR GBP valued 10/09/09</i>	<i>08-Sep-2009</i>	45.70 CR		550.69 CR
<i>MarkToMarket for EUR +GBP valued 11/09/09</i>	<i>09-Sep-2009</i>	59.11 CR		609.80 CR
<i>MarkToMarket for EUR +GBP valued 14/09/09</i>	<i>10-Sep-2009</i>	261.86 CR		871.66 CR
<i>MarkToMarket for +XAU USD valued 15/09/09</i>	<i>11-Sep-2009</i>		123.00 DR	748.66 CR
<i>MarkToMarket for EUR GBP valued 15/09/09</i>	<i>11-Sep-2009</i>	149.45 CR		898.11 CR
<i>MarkToMarket for +XAU USD valued 16/09/09</i>	<i>14-Sep-2009</i>		159.41 DR	738.70 CR
<i>MarkToMarket for USD +CAD valued 16/09/09</i>	<i>14-Sep-2009</i>	283.66 CR		1,022.36 CR
<i>MarkToMarket for +XAU USD valued 17/09/09</i>	<i>15-Sep-2009</i>		168.41 DR	853.95 CR
<i>MarkToMarket for EUR GBP valued 17/09/09</i>	<i>15-Sep-2009</i>		118.71 DR	735.24 CR
<i>MarkToMarket for USD +CAD valued 17/09/09</i>	<i>15-Sep-2009</i>	417.18 CR		1,152.42 CR
<i>MarkToMarket for +USD JPY valued 18/09/09</i>	<i>16-Sep-2009</i>		85.23 DR	1,067.19 CR
<i>MarkToMarket for GBP +USD valued 18/09/09</i>	<i>16-Sep-2009</i>	11.00 CR		1,078.19 CR
<i>MarkToMarket for USD CAD valued 18/09/09</i>	<i>16-Sep-2009</i>	156.61 CR		1,234.80 CR
<i>MarkToMarket for XAU USD valued 18/09/09</i>	<i>16-Sep-2009</i>	258.69 CR		1,493.49 CR
<i>MarkToMarket for GBP +USD valued 21/09/09</i>	<i>17-Sep-2009</i>	248.04 CR		1,741.53 CR
<i>MarkToMarket for USD JPY valued 24/09/09</i>	<i>17-Sep-2009</i>	200.34 CR		1,941.87 CR
<i>MarkToMarket for XAU +USD valued 21/09/09</i>	<i>17-Sep-2009</i>	141.60 CR		2,083.47 CR
<i>MarkToMarket for +XAU USD valued 22/09/09</i>	<i>18-Sep-2009</i>		440.08 DR	1,643.39 CR
<i>MarkToMarket for GBP +USD valued 22/09/09</i>	<i>18-Sep-2009</i>	2,636.30 CR		4,279.69 CR
<i>MarkToMarket for +EUR USD valued 23/09/09</i>	<i>21-Sep-2009</i>	180.00 CR		4,459.69 CR
<i>MarkToMarket for +XAU USD valued 23/09/09</i>	<i>21-Sep-2009</i>		206.15 DR	4,253.54 CR
<i>MarkToMarket for GBP USD valued 23/09/09</i>	<i>21-Sep-2009</i>	1,646.00 CR		5,899.54 CR
<i>MarkToMarket for USD +CAD valued 23/09/09</i>	<i>21-Sep-2009</i>		4.63 DR	5,894.91 CR
<i>MarkToMarket for +USD CAD valued 24/09/09</i>	<i>22-Sep-2009</i>	1,472.04 CR		7,366.95 CR
<i>MarkToMarket for EUR USD valued 24/09/09</i>	<i>22-Sep-2009</i>	2,008.20 CR		9,375.15 CR

MarkToMarket for EUR USD valued 24/09/09	22-Sep-2009	2,008.20 CR		9,375.15 CR
MarkToMarket for GBP +USD valued 24/09/09	22-Sep-2009		330.00 DR	9,045.15 CR
MarkToMarket for GBP JPY valued 25/09/09	22-Sep-2009	5.49 CR		9,050.64 CR
MarkToMarket for XAU USD valued 24/09/09	22-Sep-2009	402.70 CR		9,453.34 CR
MarkToMarket for EUR +USD valued 25/09/09	23-Sep-2009		60.00 DR	9,393.34 CR
MarkToMarket for GBP +USD valued 25/09/09	23-Sep-2009	1,311.00 CR		10,704.34 CR
MarkToMarket for USD CAD valued 25/09/09	23-Sep-2009	148.01 CR		10,852.35 CR
MarkToMarket for EUR USD valued 28/09/09	24-Sep-2009		289.95 DR	10,562.40 CR
MarkToMarket for GBP +USD valued 28/09/09	24-Sep-2009	20,165.00 CR		30,727.40 CR
MarkToMarket for SPX500	24-Sep-2009		394.00 DR	30,333.40 CR
MarkToMarket for GBP +USD valued 29/09/09	25-Sep-2009	10,982.00 CR		41,315.40 CR
MarkToMarket for SPX500	25-Sep-2009	754.00 CR		42,069.40 CR
MarkToMarket for XAU +USD valued 29/09/09	25-Sep-2009	120.00 CR		42,189.40 CR
MarkToMarket for EUR +USD valued 30/09/09	28-Sep-2009	360.00 CR		42,549.40 CR
MarkToMarket for GBP +USD valued 30/09/09	28-Sep-2009	7,382.00 CR		49,931.40 CR
MarkToMarket for SPX500	28-Sep-2009		2,336.00 DR	47,595.40 CR
MarkToMarket for XAU +USD valued 30/09/09	28-Sep-2009	0.62 CR		47,596.02 CR
MarkToMarket for +EUR GBP valued 01/10/09	29-Sep-2009		1,659.48 DR	45,936.54 CR
MarkToMarket for EUR USD valued 01/10/09	29-Sep-2009		322.20 DR	45,614.34 CR
MarkToMarket for GBP +USD valued 01/10/09	29-Sep-2009		7,618.00 DR	37,996.34 CR
MarkToMarket for SPX500	29-Sep-2009	156.00 CR		38,152.34 CR
MarkToMarket for XAU USD valued 01/10/09	29-Sep-2009	10.62 CR		38,162.96 CR
Cash Trade Corp Action: Cash Disp SPX500	29-Sep-2009		6.00 DR	38,156.96 CR
MarkToMarket for +EUR GBP valued 02/10/09	30-Sep-2009	666.79 CR		38,823.75 CR
MarkToMarket for GBP +USD valued 02/10/09	30-Sep-2009		2,618.00 DR	36,205.75 CR
MarkToMarket for SPX500	30-Sep-2009	200.00 CR		36,405.75 CR
CFwd				36,405.75 CR

US Dollar

B/Fwd				36,405.75 CR
MarkToMarket for EUR GBP valued 05/10/09	01-Oct-2009		715.35 DR	35,690.40 CR
MarkToMarket for GBP +USD valued 05/10/09	01-Oct-2009	2,846.00 CR		38,536.40 CR
MarkToMarket for +EUR USD valued 06/10/09	02-Oct-2009		1,400.00 DR	37,136.40 CR
MarkToMarket for +GBP USD valued 06/10/09	02-Oct-2009	5,469.50 CR		42,605.90 CR
MarkToMarket for AUD USD valued 07/10/09	02-Oct-2009		1,850.00 DR	40,755.90 CR
MarkToMarket for +EUR USD valued 07/10/09	05-Oct-2009	1,822.00 CR		42,577.90 CR
MarkToMarket for +GBP USD valued 07/10/09	05-Oct-2009		302.00 DR	42,275.90 CR
Cash Trade Account Transfer	05-Oct-2009		10,000.00 DR	32,275.90 CR
MarkToMarket for +GBP USD valued 08/10/09	06-Oct-2009		589.50 DR	31,686.40 CR
MarkToMarket for EUR USD valued 08/10/09	06-Oct-2009	2,272.00 CR		33,958.40 CR
MarkToMarket for +GBP USD valued 09/10/09	07-Oct-2009	8,501.00 CR		42,459.40 CR
MarkToMarket for +USD JPY valued 09/10/09	07-Oct-2009	56.44 CR		42,515.84 CR
MarkToMarket for EUR +GBP valued 09/10/09	07-Oct-2009	2,714.05 CR		45,229.89 CR
MarkToMarket for EUR USD valued 09/10/09	07-Oct-2009	10.00 CR		45,239.89 CR
MarkToMarket for USD CAD valued 09/10/09	07-Oct-2009	70.67 CR		45,310.56 CR
MarkToMarket for +USD CAD valued 13/10/09	08-Oct-2009		998.38 DR	44,312.18 CR
MarkToMarket for EUR GBP valued 13/10/09	08-Oct-2009		5,081.02 DR	39,231.16 CR
MarkToMarket for EUR USD valued 13/10/09	08-Oct-2009		6,100.00 DR	33,131.16 CR
MarkToMarket for GBP USD valued 13/10/09	08-Oct-2009	25,043.00 CR		58,174.16 CR
MarkToMarket for USD JPY valued 13/10/09	08-Oct-2009	843.94 CR		59,018.10 CR
Cash Trade Account Transfer	08-Oct-2009		20,000.00 DR	39,018.10 CR

След 36 дни = 69 018 \$

(Печалба 23 699 %)

Начална сума - 90 \$

Ledger Activity

US Dollar

B/fwd				49.76 CR
Monthly Interest	04-May-2011		0.25 DR	49.51 CR
MarkToMarket for +EUR USD valued 11/05/11	09-May-2011	35.08 CR		84.59 CR
MarkToMarket for EUR GBP valued 11/05/11	09-May-2011	0.01 CR		84.60 CR
MarkToMarket for GBP USD valued 11/05/11	09-May-2011		4.94 DR	79.66 CR
MarkToMarket for USD +JPY valued 11/05/11	09-May-2011	17.55 CR		97.21 CR
Cash Trade Payment: Cash Transfer	09-May-2011	40.00 CR		137.21 CR
MarkToMarket for AUD +USD valued 12/05/11	10-May-2011		1.80 DR	135.41 CR
MarkToMarket for EUR USD valued 12/05/11	10-May-2011	7.11 CR		142.52 CR
MarkToMarket for GBP USD valued 12/05/11	10-May-2011		6.59 DR	135.93 CR
MarkToMarket for USD JPY valued 12/05/11	10-May-2011		39.86 DR	96.07 CR
MarkToMarket for +EUR AUD valued 13/05/11	11-May-2011		25.35 DR	70.72 CR
MarkToMarket for AUD +USD valued 13/05/11	11-May-2011	193.01 CR		263.73 CR
MarkToMarket for GBP USD valued 13/05/11	11-May-2011	9.76 CR		273.49 CR
MarkToMarket for +EUR AUD valued 16/05/11	12-May-2011	19.78 CR		293.27 CR
MarkToMarket for AUD +USD valued 16/05/11	12-May-2011	403.50 CR		696.77 CR
MarkToMarket for +EUR AUD valued 17/05/11	13-May-2011		19.68 DR	677.09 CR
MarkToMarket for AUD +USD valued 17/05/11	13-May-2011	803.89 CR		1,480.98 CR
MarkToMarket for +EUR AUD valued 18/05/11	16-May-2011	317.58 CR		1,798.56 CR
MarkToMarket for AUD USD valued 18/05/11	16-May-2011		389.50 DR	1,409.06 CR
MarkToMarket for XAU +USD valued 18/05/11	16-May-2011	255.50 CR		1,664.56 CR
MarkToMarket for +AUD USD valued 19/05/11	17-May-2011	1,330.50 CR		2,995.06 CR
MarkToMarket for EUR AUD valued 19/05/11	17-May-2011		144.21 DR	2,850.85 CR
MarkToMarket for XAU +USD valued 19/05/11	17-May-2011		632.03 DR	2,218.82 CR
MarkToMarket for +AUD USD valued 20/05/11	18-May-2011	15.45 CR		2,234.27 CR
MarkToMarket for EUR +AUD valued 20/05/11	18-May-2011	13.16 CR		2,247.43 CR
MarkToMarket for EUR USD valued 20/05/11	18-May-2011		70.00 DR	2,177.43 CR

MarkToMarket for EUR USD valued 20/05/11	18-May-2011		70.00 DR	2,177.43 CR
MarkToMarket for XAU USD valued 20/05/11	18-May-2011		130.31 DR	2,047.12 CR
MarkToMarket for +AUD USD valued 23/05/11	19-May-2011		354.15 DR	1,692.97 CR
MarkToMarket for EUR AUD valued 23/05/11	19-May-2011		15.32 DR	1,677.65 CR
MarkToMarket for EUR USD valued 23/05/11	19-May-2011		357.00 DR	1,320.65 CR
MarkToMarket for +AUD USD valued 24/05/11	20-May-2011	65.40 CR		1,386.05 CR
MarkToMarket for +SPX500	20-May-2011		54.19 DR	1,331.86 CR
MarkToMarket for EUR +USD valued 24/05/11	20-May-2011	1,348.42 CR		2,680.28 CR
MarkToMarket for USD JPY valued 24/05/11	20-May-2011		117.20 DR	2,563.08 CR
MarkToMarket for XAU USD valued 24/05/11	20-May-2011	85.20 CR		2,648.28 CR
Financing Client Deducted on (19,999.05) USD 23/05/11 00:00	23-May-2011		5.15 DR	2,643.13 CR
MarkToMarket for +AUD USD valued 25/05/11	23-May-2011		546.00 DR	2,097.13 CR
MarkToMarket for EUR +USD valued 25/05/11	23-May-2011	2,263.70 CR		4,360.83 CR
MarkToMarket for SPX500	23-May-2011		83.25 DR	4,277.58 CR
Cash Trade Corp Action: Cash Disp SPX500	23-May-2011	0.29 CR		4,277.87 CR
MarkToMarket for AUD USD valued 26/05/11	24-May-2011	895.60 CR		5,173.47 CR
MarkToMarket for EUR +USD valued 26/05/11	24-May-2011		1,434.00 DR	3,739.47 CR
MarkToMarket for +AUD USD valued 27/05/11	25-May-2011	3,456.60 CR		7,196.07 CR
MarkToMarket for EUR USD valued 27/05/11	25-May-2011	1,612.20 CR		8,808.27 CR
MarkToMarket for AUD USD valued 31/05/11	26-May-2011	6,004.80 CR		14,813.07 CR
MarkToMarket for EUR +USD valued 31/05/11	26-May-2011		247.70 DR	14,565.37 CR
MarkToMarket for +EUR GBP valued 01/06/11	27-May-2011		675.86 DR	13,889.51 CR
MarkToMarket for AUD USD valued 31/05/11	27-May-2011	265.00 CR		14,154.51 CR
MarkToMarket for EUR USD valued 31/05/11	27-May-2011		2,330.50 DR	11,824.01 CR
MarkToMarket for +EUR GBP valued 01/06/11	30-May-2011		362.47 DR	11,461.54 CR
MarkToMarket for +AUD USD valued 02/06/11	31-May-2011	659.20 CR		12,120.74 CR
MarkToMarket for +EUR GBP valued 02/06/11	31-May-2011	8,662.66 CR		20,783.40 CR
MarkToMarket for EUR AUD valued 02/06/11	31-May-2011	1,557.53 CR		22,340.93 CR
MarkToMarket for EUR USD valued 02/06/11	31-May-2011	6.00 CR		22,346.93 CR
C/Fwd				22,346.93 CR

Equity Summary

Total Cash	22,346.93 CR
Open Equity	0.00 CR

за 20 дена => **22,347 \$**
(Печалба **24 796%**)

<i>MarkToMarket for EUR USD valued 23/06/11</i>	<i>21-Jun-2011</i>		<i>7.04 DR</i>	<i>45.52 CR</i>
<i>MarkToMarket for GBP USD valued 23/06/11</i>	<i>21-Jun-2011</i>		<i>6.29 DR</i>	<i>39.23 CR</i>
<i>Cash Trade Payment: Cash Transfer</i>	<i>21-Jun-2011</i>	<i>40.00 CR</i>		<i>79.23 CR</i>
<i>MarkToMarket for AUD +USD valued 24/06/11</i>	<i>22-Jun-2011</i>	<i>46.57 CR</i>		<i>125.80 CR</i>
<i>MarkToMarket for +AUD USD valued 27/06/11</i>	<i>23-Jun-2011</i>	<i>42.23 CR</i>		<i>168.03 CR</i>
<i>MarkToMarket for AUD USD valued 28/06/11</i>	<i>24-Jun-2011</i>	<i>19.02 CR</i>		<i>187.05 CR</i>
<i>MarkToMarket for EUR CHF valued 28/06/11</i>	<i>24-Jun-2011</i>		<i>48.58 DR</i>	<i>138.47 CR</i>
<i>MarkToMarket for EUR USD valued 28/06/11</i>	<i>24-Jun-2011</i>	<i>48.61 CR</i>		<i>187.08 CR</i>
<i>MarkToMarket for EUR +USD valued 29/06/11</i>	<i>27-Jun-2011</i>		<i>5.57 DR</i>	<i>181.51 CR</i>
<i>MarkToMarket for EUR CHF valued 29/06/11</i>	<i>27-Jun-2011</i>	<i>16.70 CR</i>		<i>198.21 CR</i>
<i>MarkToMarket for EUR GBP valued 29/06/11</i>	<i>27-Jun-2011</i>		<i>74.46 DR</i>	<i>123.75 CR</i>
<i>MarkToMarket for +EUR USD valued 30/06/11</i>	<i>28-Jun-2011</i>	<i>120.93 CR</i>		<i>244.68 CR</i>
<i>MarkToMarket for EUR +USD valued 01/07/11</i>	<i>29-Jun-2011</i>		<i>2.78 DR</i>	<i>241.90 CR</i>
<i>MarkToMarket for EUR GBP valued 01/07/11</i>	<i>29-Jun-2011</i>	<i>35.66 CR</i>		<i>277.56 CR</i>
<i>MarkToMarket for AUD +USD valued 05/07/11</i>	<i>30-Jun-2011</i>	<i>7.58 CR</i>		<i>285.14 CR</i>
<i>MarkToMarket for EUR GBP valued 05/07/11</i>	<i>30-Jun-2011</i>		<i>56.22 DR</i>	<i>228.92 CR</i>
<i>MarkToMarket for EUR USD valued 05/07/11</i>	<i>30-Jun-2011</i>		<i>15.00 DR</i>	<i>213.92 CR</i>
<i>MarkToMarket for GBP USD valued 05/07/11</i>	<i>30-Jun-2011</i>		<i>28.38 DR</i>	<i>185.54 CR</i>
<i>C/Fwd</i>				<i>185.54 CR</i>

Equity Summary

Total Cash	185.54 CR
Open Equity	0.00 CR

30 дена по-късно = 185 \$

46 007 \$ загуба за 1 ден

Forex Position Summary - close of business 26-Jun-2012

GBPUSD 28-Jun-2012	GBP	Price	USD
FX Trade 316525438	1,000,000.00	1.56122000	(1,561,220.00)
FX Trade 316525743	500,000.00	1.56159000	(780,795.00)
FX Trade 316526149	1,500,000.00	1.56198000	(2,342,970.00)
FX Trade 316526590	1,000,000.00	1.56218000	(1,562,180.00)
FX Trade 316526739	1,000,000.00	1.56209000	(1,562,090.00)
FX Trade 316527070	1,000,000.00	1.56250000	(1,562,500.00)
FX Trade 316562178	(2,000,000.00)	1.56150000	3,123,000.00
FX Trade 316562206	(2,000,000.00)	1.56140000	3,122,800.00
FX Trade 316562237	(2,000,000.00)	1.56149000	3,122,980.00
FX Trade 316569323	(2,000,000.00)	1.55976000	3,119,520.00
FX Trade 316569335	(2,000,000.00)	1.55992000	3,119,840.00
FX Trade 316569364	(2,000,000.00)	1.56014000	3,120,280.00
FX Trade 316569416	(500,000.00)	1.56032000	780,160.00
FX Trade 316569853	(500,000.00)	1.55978000	779,890.00
FX Trade 316569870	(500,000.00)	1.55958000	779,790.00
FX Trade 316577996	250,000.00	1.56081000	(390,202.50)
FX Trade 316578004	2,500,000.00	1.56081000	(3,902,025.00)
FX Trade 316578020	2,000,000.00	1.56081000	(3,121,620.00)
FX Trade 316578037	2,750,000.00	1.56080000	(4,292,200.00)
After Trading	0.00	N/A	(9,542.50)
Mark To Market	0.00	N/A	
Trading Profit (Loss) USD Equiv			(9,542.50) USD

GBP/USD - 9 542\$

(9,542.50) USD

NZDUSD 28-Jun-2012	NZD	Price	USD
Rollover Open 316497614	(10,250,000.00)	0.78717300	8,068,523.25
FX Trade 316467502	250,000.00	0.78910000	(197,275.00)
FX Trade 316452130	2,500,000.00	0.78910000	(1,972,750.00)
FX Trade 316432257	5,000,000.00	0.78910000	(3,945,500.00)
FX Trade 316433787	2,500,000.00	0.78910000	(1,972,750.00)
FX Trade 316493130	2,500,000.00	0.78933000	(1,973,325.00)
FX Trade 316493136	2,500,000.00	0.78931000	(1,973,275.00)
FX Trade 316516756	1,000,000.00	0.78898000	(788,980.00)
FX Trade 316569127	(2,000,000.00)	0.78817000	1,576,340.00
FX Trade 316569151	(200,000.00)	0.78813000	157,626.00
FX Trade 316569172	(3,800,000.00)	0.78817000	2,995,046.00
After Trading	0.00	N/A	(26,319.75)
Mark To Market	0.00	N/A	
Rollover Profit (Loss) USD Equiv			(789.25) USD
Trading Profit (Loss) USD Equiv			(25,530.50) USD

NZD/USD - 26 319 \$

(789.25) USD

(25,530.50) USD

EURAUD 28-Jun-2012	EUR	Price	AUD
Rollover Open 316497610	(5,000,000.00)	1.24915500	6,245,775.00
FX Trade 316492762	2,000,000.00	1.24888000	(2,497,760.00)
FX Trade 316492769	2,000,000.00	1.24898000	(2,497,960.00)
FX Trade 316492775	100,000.00	1.24899000	(124,899.00)
FX Trade 316492782	900,000.00	1.24900000	(1,124,100.00)
FX Trade 316519285	2,000,000.00	1.24790000	(2,495,800.00)
FX Trade 316519290	2,000,000.00	1.24797000	(2,495,940.00)
FX Trade 316519299	2,000,000.00	1.24785000	(2,495,700.00)
FX Trade 316519355	(6,000,000.00)	1.24605000	7,476,300.00
After Trading	0.00	N/A	325.35
Mark To Market	0.00	N/A	
Rollover Profit (Loss) USD Equiv			325.35 USD
Trading Profit (Loss) USD Equiv			(10,471.52) USD

EUR/AUD - 10 146 \$

325.35 USD

(10,471.52) USD

4. Вълнова теория по метода на Глен Нийли

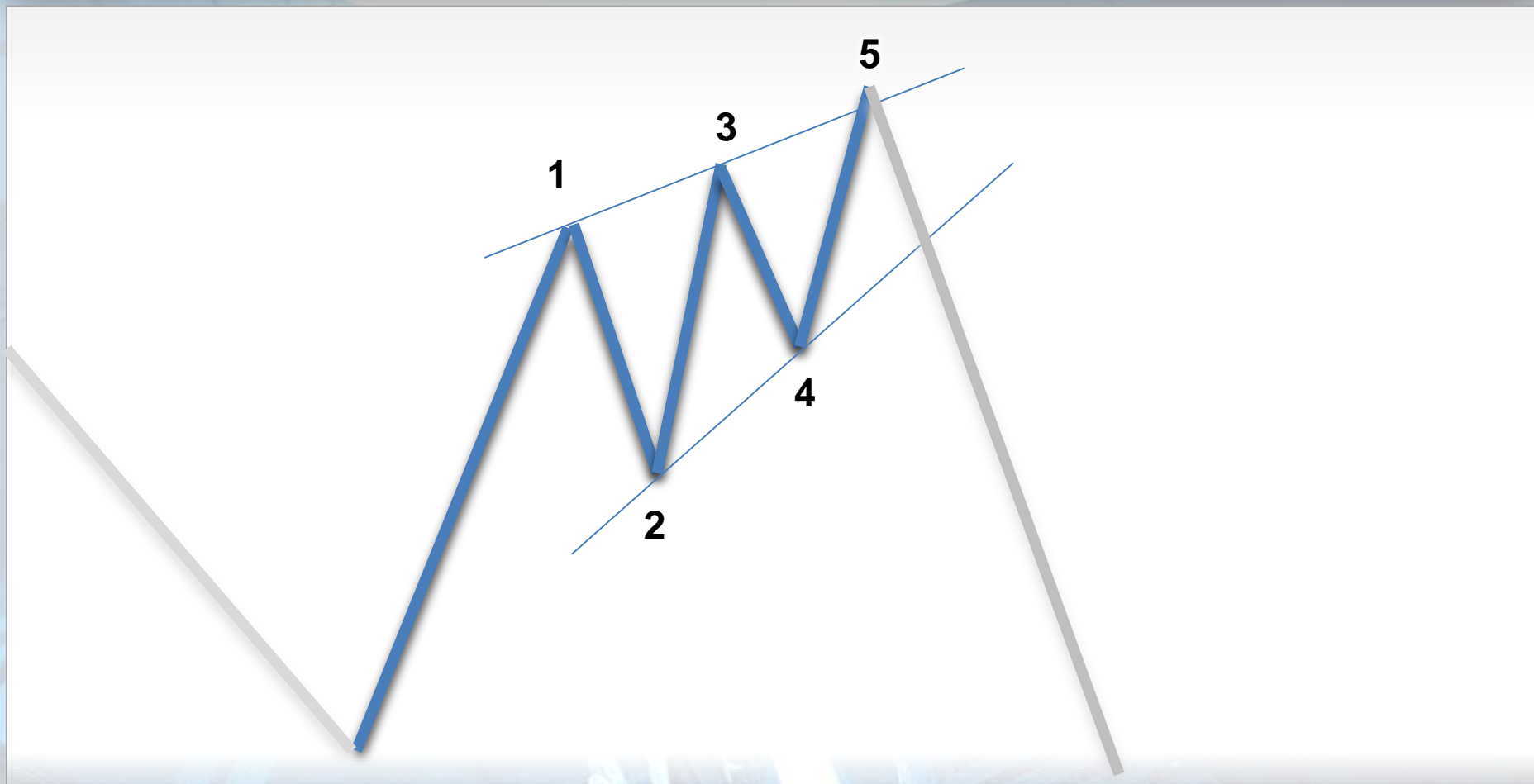
Идеята на вълновата теория

- ✓ Природни закони
- ✓ Влияние на емоциите
- ✓ Колективна психология
- ✓ Отражение върху графиките
- ✓ Графични модели
- ✓ Прогноза базирана върху модела



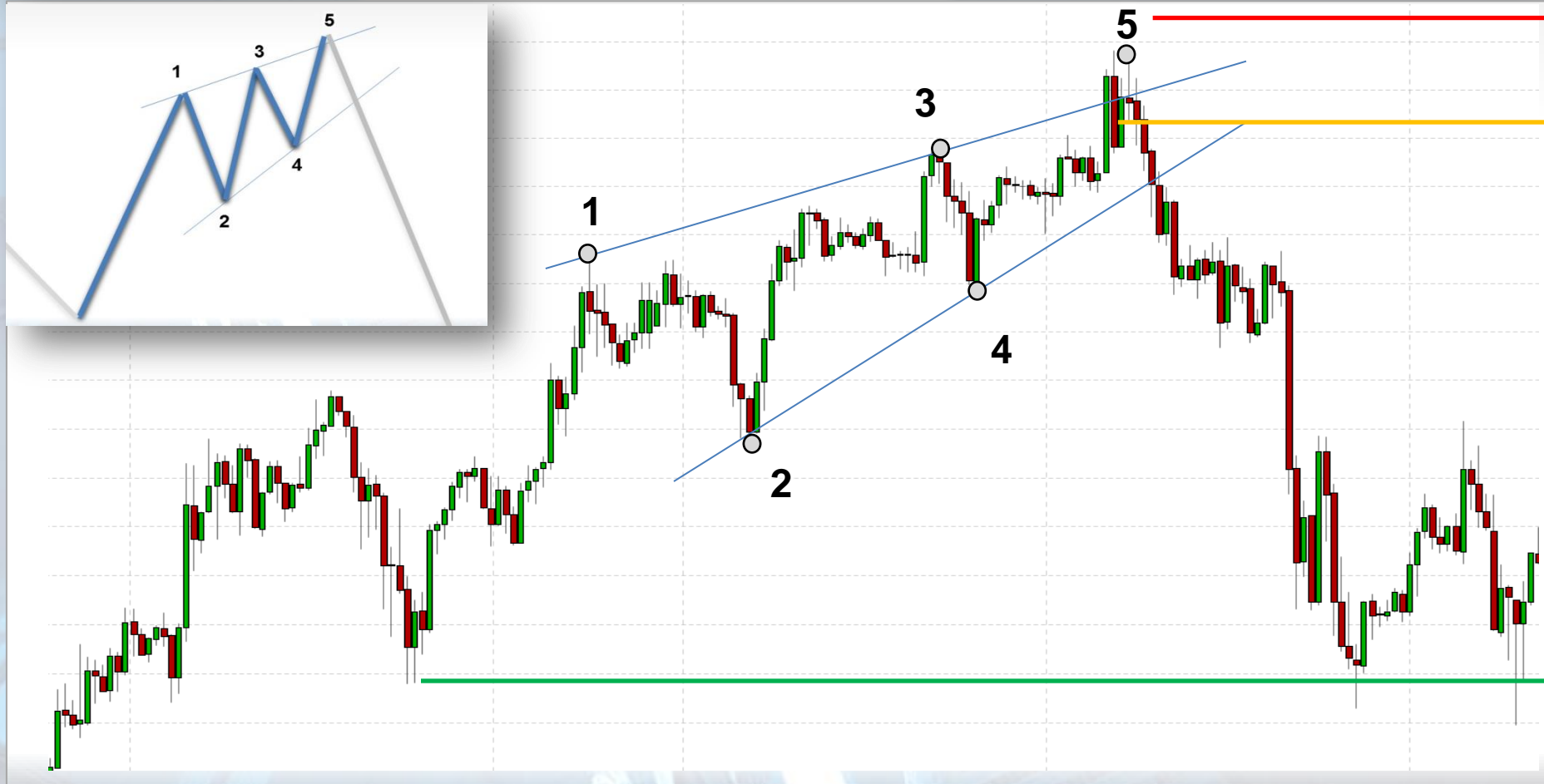
5. Три атрактивни фигури за агресивна търговия

Ендинг диагонал (Терминален импулс)



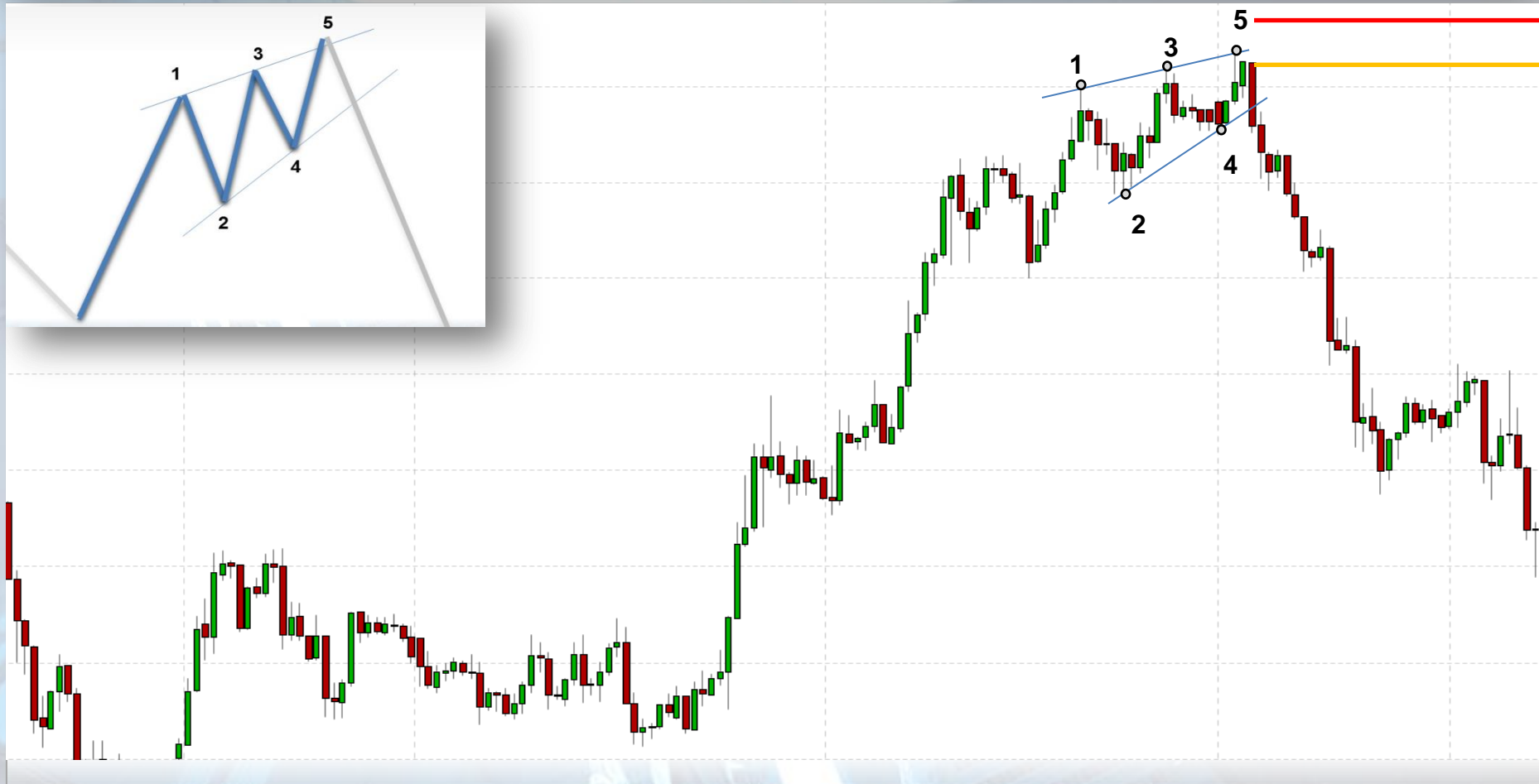
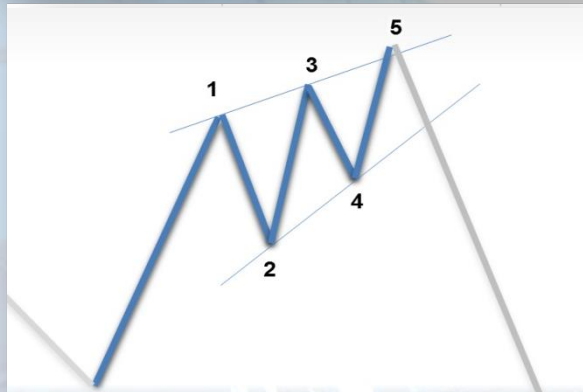
5. Три атрактивни фигури за агресивна търговия

Ендинг диагонал (Терминален импулс)



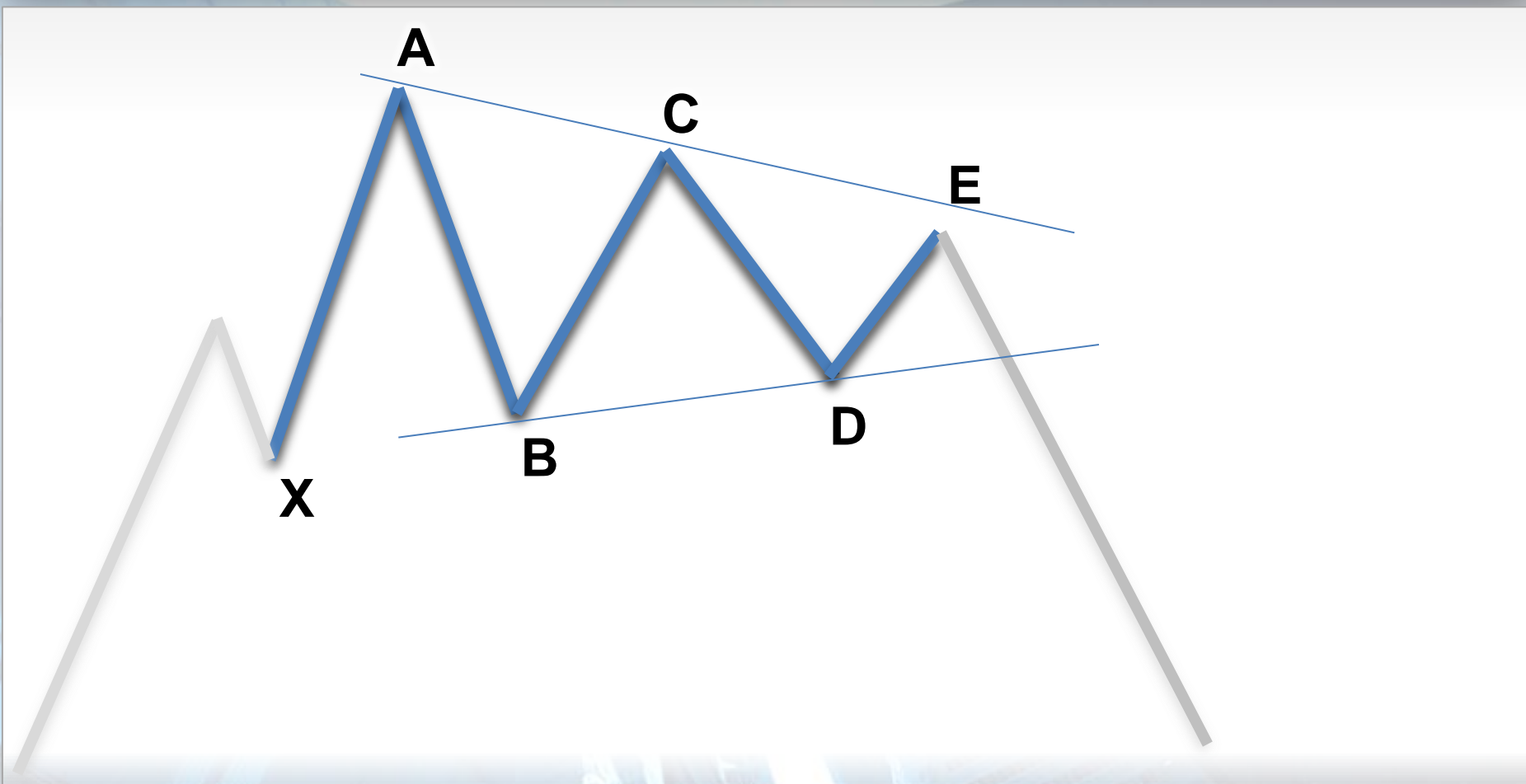
5. Три атрактивни фигури за агресивна търговия

Ендинг диагонал (Терминален импулс)



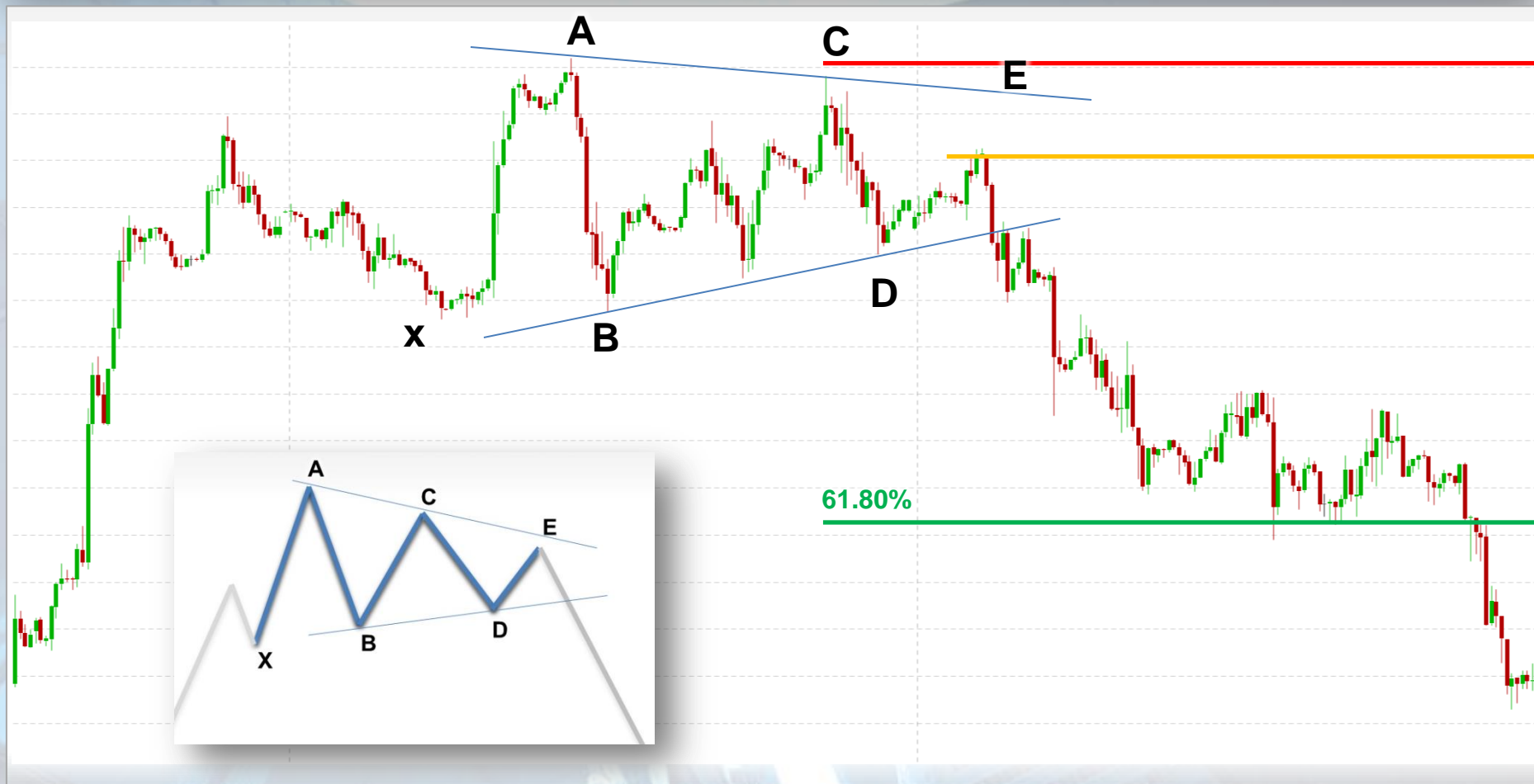
5. Три атрактивни фигури за агресивна търговия

Обръщач триъгълник



5. Три атрактивни фигури за агресивна търговия

Обръщач триъгълник



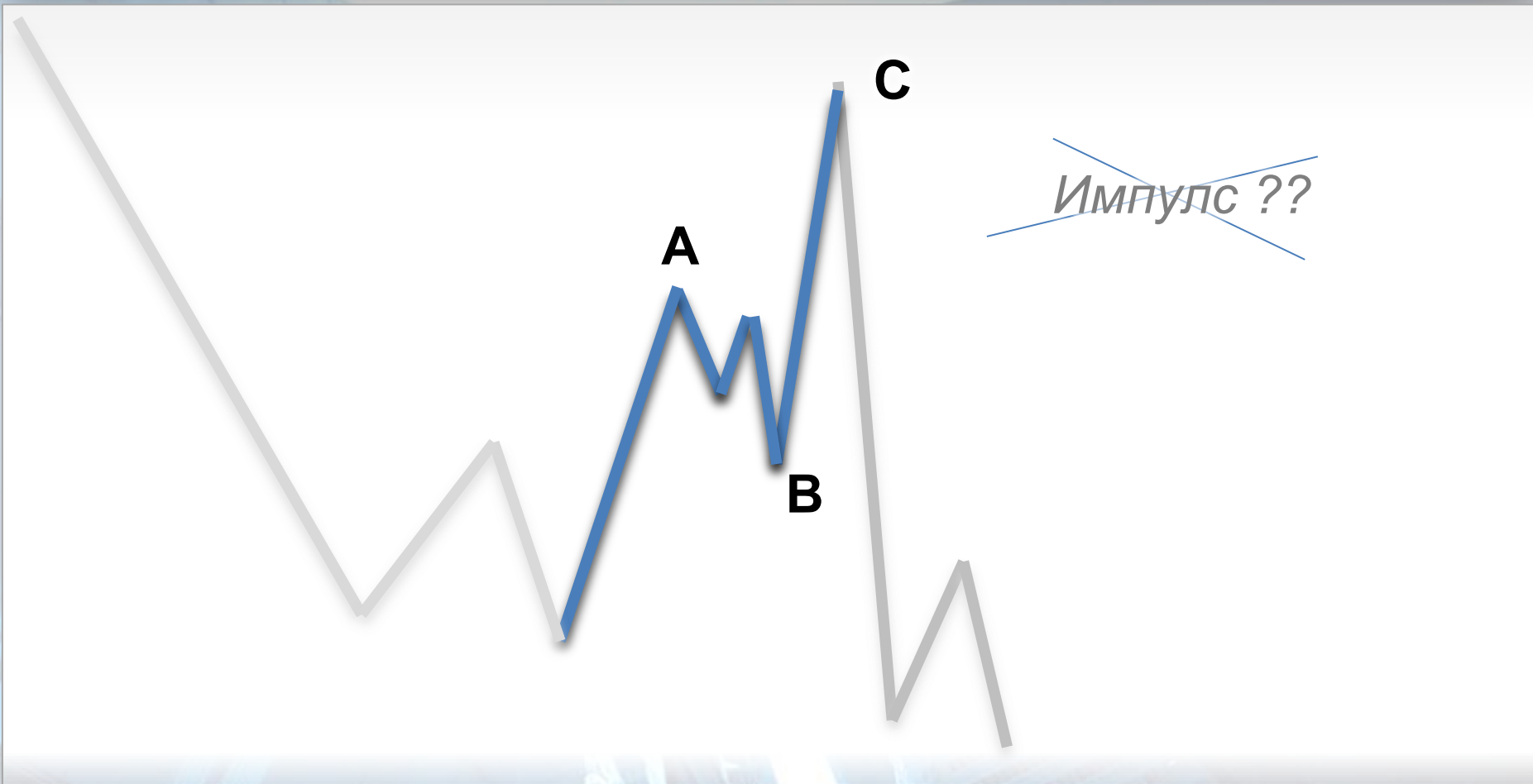
5. Три атрактивни фигури за агресивна търговия

Обръщач триъгълник



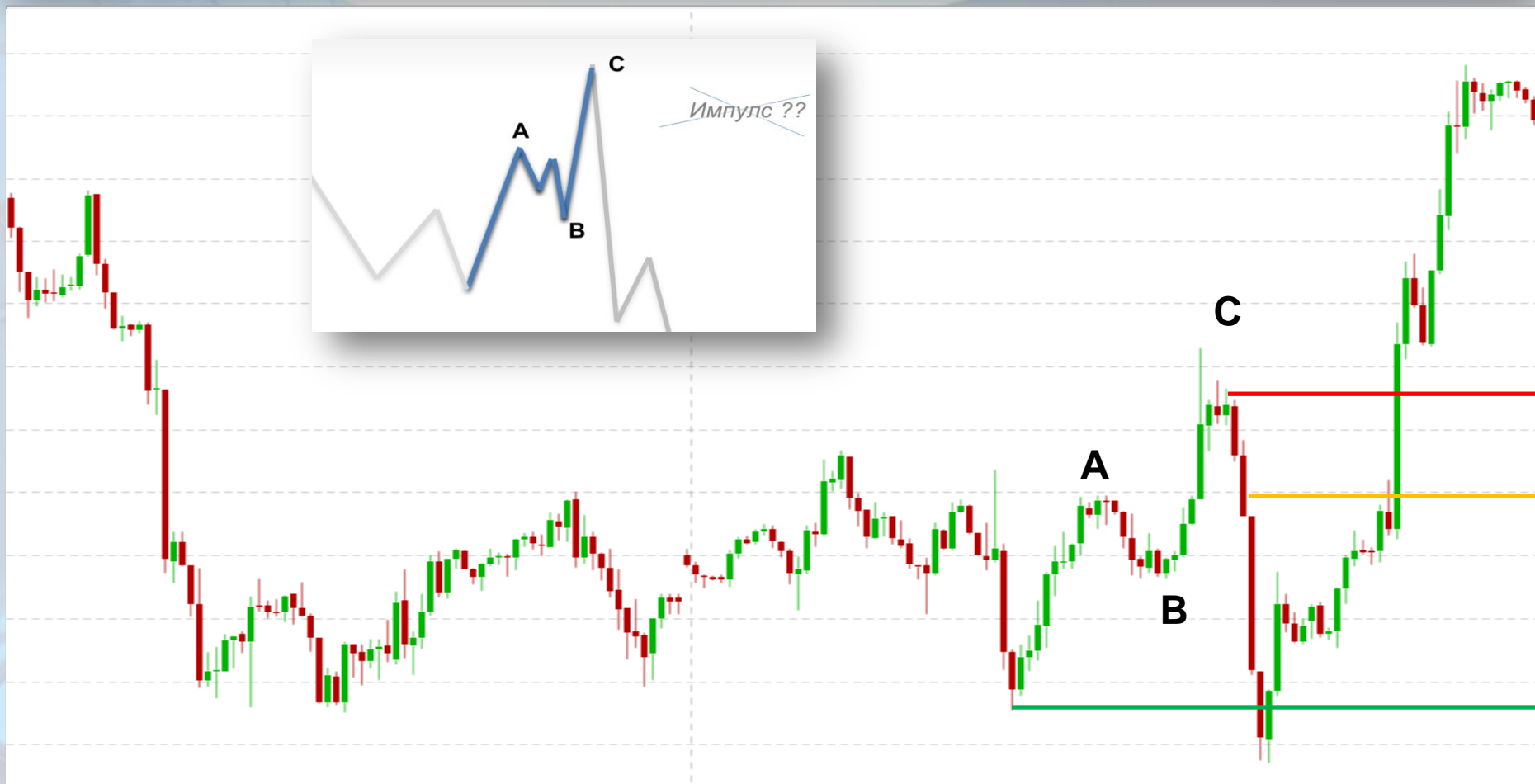
5. Три атрактивни фигури за агресивна търговия

ABC корекция



5. Три атрактивни фигури за агресивна търговия

ABC корекция



5. Три атрактивни фигури за агресивна търговия

ABC корекция



Очаквам вашите въпроси !



23 5 12 2

Димо Димов

Ръководител на отдел „Международни пазари“